

2023



2024 03 30

| | |
|-------|----|
| | 2 |
| | 7 |
| | 12 |
| | 40 |
| | 60 |
| | 61 |
| | 80 |
| | 90 |
| | 91 |
| | 92 |

| | | |
|--|--|-----------------------|
| | | |
| | | |
| | | |
| | | |
| | | 2023 01 01 2023 12 31 |
| | | 2023 12 31 |
| | | |
| | | |
| | | |



7 0 2 5, # 1 1 2 \$ \$ a E ' 6 7 1 4 5 2 0 9 9 2 4; # 3 6 1

| | | | | |
|--|--|-------|------|-------|
| | | 1KHZ | KHZ | KHZ |
| | | | | |
| | | | | |
| | | | | |
| | | 220KV | 10KV | 35KV |
| | | | | 110KV |

1 16

2022 11 30 16 [2022]31 16
2023 1 1

2022 1 1 2023 1 1 16 16
2022 1 1 16

16 18 2022 1

1

2021 12 31 516,267.10 2022 12 31 516,267.10
1,639,389.70 1,639,389.70

2021 12 31 /2021
20,454,813.39
20,971,080.49
1,923,571.87
2,439,838.97

2022 12 31 /2022
49,251,686.94
50,891,076.64
33,195,575.45
34,834,965.15

1

1

LED

2022 6

2035

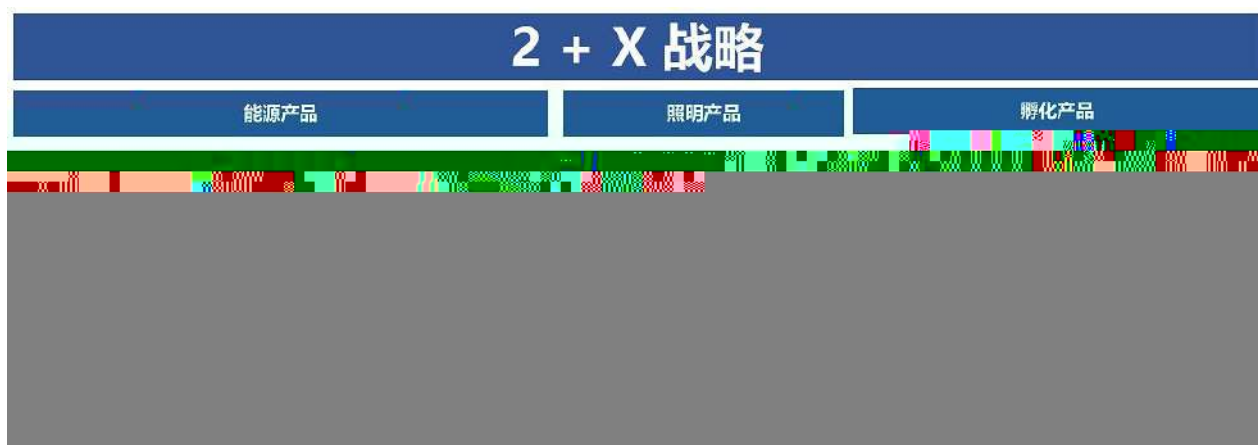
2025

20%


: 2025

3.3

LED LED LED LED LED LED



1
1



2

2

1

PTC

PDM

| | PTC | PDM |
|-----|-----|-----|
| 267 | 19 | 29 |

| | | |
|--------------------|--------------------|---------------|
| IECQ QC080000:2017 | ISO9001 2015 | ISO14001 2015 |
| | ISO/IATF16949 2016 | |

1

()2023

| | | | | |
|--------|--------|------------|----------|-----------|
| | | 363,029.64 | 28.68% | 20,932.27 |
| | 9.34% | | | 20,095.83 |
| 16.97% | | 17,401.48 | 6.22% | |
| 1 | | 80,920.32 | 28.68% | 78,097.90 |
| | 42.32% | | | 85,029.76 |
| 66.64% | | 6,736.11 | 54.04% | |
| | | 81,171.31 | | 3,913.69 |
| 2 | | 56,468.40 | 25.05% | 4.60% |
| 22.34% | 2.26 | | | |
| 3 | | 14,843.93 | 42.11% | 4,988.22 |
| 32.01% | | | 2,046.41 | |
| | | 5,948.02 | 47.11% | |
| | | 1,989.43 | 285.77% | |
| 883.89 | | 1,557.86 | | |
| 4 | | 17,401.48 | 6.22% | |

1

1

3

2

59%

212,623.56

66.64%

10

0 1

3

2023

2024

| | 2023 | | 2022 | | |
|---|------------------|--------|------------------|--------|--------|
| | | | | | |
| | 3,630,296,402.59 | 100% | 2,821,093,173.37 | 100% | 28.68% |
| | 3,616,094,282.74 | 99.61% | 2,805,880,541.11 | 99.46% | 28.88% |
| | 14,202,119.85 | 0.39% | 15,212,632.26 | 0.54% | -6.64% |
| | 2,626,562,073.28 | 72.35% | 1,845,583,046.68 | 65.42% | 42.32% |
| | 811,713,123.66 | 22.36% | 850,850,000.15 | 30.16% | -4.60% |
| | 192,021,205.65 | 5.29% | 124,660,126.54 | 4.42% | 54.04% |
| 1 | 2,649,018,066.53 | 72.97% | 1,896,225,276.04 | 67.22% | 39.70% |
| 2 | 981,278,336.06 | 27.03% | 924,867,897.33 | 32.78% | 6.10% |
| | 3,398,330,607.79 | 93.61% | 2,645,739,527.17 | 93.78% | 28.45% |
| | 231,965,794.80 | 6.39% | 175,353,646.20 | 6.22% | 32.28% |

2

10%

| | | | | | | |
|--|--|--|--|--|--|--|
| | | | | | | |
|--|--|--|--|--|--|--|

4

5

| | | 2023 | | 2022 | | |
|--|--|------------------|--------|------------------|--------|--------|
| | | | | | | |
| | | 1,881,571,614.58 | 90.73% | 1,358,661,561.56 | 89.50% | 1.23% |
| | | 76,309,476.79 | 3.68% | 79,565,057.34 | 5.24% | -1.56% |
| | | 115,875,444.31 | 5.59% | 79,890,728.68 | 5.26% | 0.33% |
| | | 482,635,583.69 | 80.89% | 512,813,130.51 | | |



3



| | | | | |
|--|--|--|--|--|
| | | | | |
|--|--|--|--|--|

1

| | 2023 | | 2023 | | | |
|--|------------------|---------|----------------|--------|--------|--|
| | | | | | | |
| | 668,465,225.85 | 12.62% | 491,392,543.38 | 13.92% | -1.30% | |
| | 1,209,868,554.55 | 22.84% | 764,677,332.12 | 21.67% | 1.17% | |
| | 154,392,682.41 | 2.92% | 77,882,882.79 | 2.21% | 0.71% | |
| | 483,234,889.44 | 9.12% | 366,124,984.44 | 10.37% | -1.25% | |
| | 18,771,831.00 | 0.35% | 72,555,546.18 | 2.06% | -1.71% | |
| | 904,632,615.35 | 17renBT | | | | |

| | | | | | | |
|--|------------------|--------|----------------|--------|--------|-----------|
| | | | | | | |
| | 309,416,244.62 | 5.84% | 3,162,420.25 | 0.09% | 5.75% | |
| | 1,969,098,851.45 | 37.18% | 852,194,881.35 | 24.15% | 13.03% | |
| | 16,760,494.96 | 0.32% | 0.00 | 0.00% | 0.32% | 2020 3 |
| | 49,636,350.00 | 0.94% | 0.00 | 0.00% | 0.94% | |

3

| | | | |
|--|----------------|--|---------------|
| | 2023 12 31 | | |
| | 34,271,942.09 | | 589.43 2024 2 |
| | 102,881,638.95 | | |
| | 88,990,640.00 | | |
| | 24,137,600.00 | | |
| | 49,636,350.00 | | |
| | 215,031,829.76 | | |
| | 21,075,461.12 | | |
| | 536,025,461.92 | | |

1

| | | | |
|--|----------------|----------------|---------|
| | | | |
| | 208,999,919.44 | 288,824,163.50 | -27.64% |

2

3

| | | | |
|--|--|--|--|
| | | | |
|--|--|--|--|

| | | | | 169,253,619.08 | 169,253,619.08 | | 42.31% | 0.00 | 0.00 | | 20230113 | < > |
|--|----|----|----|----------------|----------------|----|--------|------|------|----|----------|----------|
| | | | | 3,960,600.36 | 3,960,600.36 | | 0.65% | 0.00 | 0.00 | | 20241031 | |
| | -- | -- | -- | 173,214,219.44 | 173,214,219.44 | -- | -- | 0.00 | 0.00 | -- | -- | -- |
| | | | | | | | | | | | | 2023-003 |
| | | | | | | | | | | | | 2023-125 |

4

1



| | |
|--|------------|
| | |
| | |
| | 2023 12 23 |

| | | | | | | | | | | | |
|------|------------------|------------|------------------|------------|-----------|---|---|----------------|-----------|----|-----------|
| | | | | | | | | | | | |
| | -- | 166,209.84 | 163,109.03 | 32,908.85 | 69,463.85 | 0 | 0 | 0.00% | 93,964.91 | -- | 0 |
| | | | | | | | | | | | |
| 1 | [2020]1628 | 19 | | | | | | 39,257,125 | | | |
| | 468,314,215.93 | | | 2020 9 24 | | | | | | | |
| | [2020]518Z0037 | | | | | 2 | | | | | |
| 2020 | 46,923.41 | | | | | | | | | | |
| 2 | [2022]2414 | | 2023 08 | | | | | A 89,671,636 | | | 13.19 |
| | | | 1,182,768,878.84 | | | | | 19,992,740.95 | | | |
| | 1,162,776,137.89 | | | 2023 08 04 | | | | | | | |
| | | | | | | | | [2023]518Z0116 | | | 4 |
| | | | 3 | | | | | | | | 22,540.44 |
| | | | 93,964.91 | | | | | 49,000 | | | |
| | 7,964.91 | | 37,000 | | | | | | | | |

2

| | |
|--|---|
| | |
| | 1 |


| | | | | | | |
|--|------|----|----|----------|----|--------|
| | | | | 2,714.48 | | 284.48 |
| | 2023 | 08 | 28 | | 5 | |
| | | | | | | 12 |
| | | | | 2023 | 12 | 31 |

| | | | 500,000,000.00 | 1,336,003,974.08 | 536,290,413.24 | 1,556,640,099.39 | 42,432,379.11 | 41,259,873.46 |
|--|--|--|----------------|------------------|----------------|------------------|----------------|---------------|
| | | | 120,000,000.00 | 945,223,348.36 | 373,438,051.69 | 1,354,990,427.73 | 100,541,220.65 | 93,040,442.61 |



| 2023 02 15 | | | | | | 2023 02 17 |
|------------|--|--|--|--|--|------------|

2023 02 23



2023 02 23

1

4

12

10

1

| 2023 | | 41.91% | 2023 02 03 | 2023 02 04 | 2023 2023 |
|------|--|--------|------------|------------|--|
| 2022 | | 42.68% | 2023 04 19 | 2023 04 20 | 2022 2022 2022 2022 2022 2023 2023 2023 2022 2022 2023 2023 |
| 2023 | | 43.09% | 2023 06 21 | 2023 06 22 | |
| 2023 | | 36.31% | 2023 09 14 | 2023 09 15 | 2023 2022 |

| | | | | | |
|--|--|--|------------|--|--|
| | | | 2020 12 07 | | |
| | | | 2020 05 19 | | |
| | | | 2022 06 29 | | |
| | | | 2007 11 01 | | |

3

| | |
|--|--|
| | |
|--|--|

1

| | 2023 01 11 | 2023 01 13 | < > |
|--|------------|------------|---|
| | 2023 01 18 | 2023 01 19 | 2023 < > 2023 < > 2023 |
| | 2023 02 10 | 2023 02 11 | 2023 |
| | 2023 03 09 | 2023 03 10 | |
| | 2023 03 28 | 2023 03 30 | 2022 2022 2022 2022 2023 2022 2023 2023 2023 2022 2023 2022 2023 2022 2022 2023 2023 2022 2023 |
| | 2023 04 24 | 2023 04 25 | 2023 |
| | 2023 06 05 | 2023 06 06 | 2022 2022 2022 2023 |
| | 2023 06 30 | 2023 07 01 | |

| | | | |
|--|--|--|--|
| | | | |
|--|--|--|--|

3

4

1

| | | | | | | | |
|--|--|--|--|--|--|--|--|
| | | | | | | | |
|--|--|--|--|--|--|--|--|

2022

2022

2022

2023 5 03
23

2023

5

2022

| | | | | | | | |
|--|--|--|---------------|------|----------------------------|--|--|
| | | | | 2023 | | | |
| | | | | | 2023 | | |
| | | | | | 2023 | | |
| | | | | | 2022 | | |
| | | | 2023 03 23 | | 2022 | | |
| | | | | | <2022 2023 2023 > | | |
| | | | | | 2022 | | |
| | | | 2023 06 05 | | 2022 | | |
| | | | 2023 08 | | | | |

| | | | | | | | |
|--|--|--|----|--------------|--|--|--|
| | | | 28 | 2022 2023 | | | |
|--|--|--|----|--------------|--|--|--|

2022

2023 10
10

| | | | | |
|---------------|--|---|--|--|
| | | , | | |
| 2023 08 09 | | , | | |
| 2023 12 21 | | , | | |

| | |
|--|-------|
| | 10 |
| | 2,765 |
| | 2,775 |

2

3

2023

TT

4

| | |
|--|------------------|
| | 3, 215, 568 |
| | 65, 784, 733. 00 |

| | | | |
|-------|--------------|-------------------|---------------|
| | 2023 03 28 | | 2023 04 19 |
| 2022 | 2022 | 2022 | 301, 946, 455 |
| 2022 | 294, 500. 00 | 301, 651, 955. 00 | 10 |
| 2. 50 | | 75, 412, 988. 75 | |
| | 2023 05 16 | | |

| | |
|--|--|
| | |
| | |
| | |
| | |
| | |
| | |
| | |

| | |
|----|-------------------|
| 10 | 0 |
| 10 | 3 |
| | 385, 117, 591 |
| | 115, 535, 277. 30 |
| | 0. 00 |
| | 115, 535, 277. 30 |
| | 186, 727, 615. 25 |
| | 100% |
| | |
| 20 | |
| | |

| | | | | | | | | | |
|------|------|-------|----|------|----|-------|------|--------|------|
| 2023 | 02 | 27 | | 2023 | | | | | |
| | | 2023 | | | | 187 | | 189.20 | |
| 6 | 2023 | 03 | 28 | | | | | | 2022 |
| | | | | | | | 2022 | | |
| 7 | 2023 | 04 | 19 | 2022 | | | | 2022 | |
| | | | | 2023 | 05 | 04 | | | |
| | | 29.45 | | | | 30.15 | | | |
| 8 | 2023 | 06 | 05 | | | | | | 2022 |
| | | | | | | | 2022 | | |
| | | | | | | | 2022 | | |

| | | | | | | | | | | | | | |
|--|--|--|--|--|--|--|--|--|-------|-------|-------|------|-------|
| | | | | | | | | | 55,00 | 16,50 | 90,00 | 8.41 | 128,5 |
| | | | | | | | | | 0 | 0 | 0 | | 00 |




| | | | | | |
|--|--|--|--|--|--|
| | | | | | |
| | | | | | |

1

| | | | | | | |
|--|--|--|--|---------------|--|--|
| | | | | | | |
| | | | | | | |
| | | | | | | |
| | | | | 2017 12 29 | | |
| | | | | 2017 12 29 | | |

1

| | | | | | | |
|--|--|---|---|---------------|--|--|
| | | | 2 | | | |
| | | | | 2017 12 29 | | |
| | | 1 | | 2017 12 29 | | |
| | | 2 | | | | |



| | | | | | | | | | |
|--|--|--|--|--|--|--|--|--|--|
| | | | | | | | | | |
|--|--|--|--|--|--|--|--|--|--|

2023

| | | | | | | | |
|--------------|---------------|---------------|-------|----------|--|---------------|----------|
| | | | | | | | |
| 2021 2023 | 2021 01 01 | 2023 12 31 | 1,800 | 2,505.71 | | 2020 09 01 | 2020-070 |

| | | | | | | |
|---|-------|-------|-------|------|-----|----|
| 1 | | 2021 | 2022 | 2023 | | |
| | | | 1,800 | | | |
| 2 | 1,710 | | | | 95% | 30 |
| 1 | | 1,875 | = | | | ÷ |
| | | × | | | | |
| 2 | | 2,400 | 32% | | | |
| | | | | | ÷ | |
| × | | | | | | |
| 3 | 1,890 | | | | 5% | 30 |
| 1 | | 1,875 | | | = | |
| - | | ÷ | | × | | |
| 2 | | 2,400 | 32% | | | ÷ |
| | | = | | | | |
| × | | | | | | |

2021 -

18,000,000.00

7,057,050.51

30

| | | | | | | |
|---|--------------|--|------|----|------|--------------|
| | 16 | | 18 | | 2022 | 1 |
| 1 | | | | | | |
| | | | 2021 | 12 | 31 | 516,267.10 |
| | 516,267.10 | | 2022 | 12 | 31 | 1,639,389.70 |
| | 1,639,389.70 | | | | | |

2021 12 31 /2021

2021 12 31 /2021

| | | | | | 2023 2 2 |
|---------------------------------|--|--|--|--|-----------|
| | | | | | 2023 7 14 |
| | | | | | 2023 9 26 |
| NET ELECTRIC S. DE R.L. DE C.V. | | | | | 2023 6 13 |

NET ELECTRIC REAL E93 3595 53.52 3:



| | |
|--|--|
| | |
|--|--|

4

5

6

7

1 2023 03 09

2.5


| | | | | | | |
|---|-----|------------------------|--|--|--------|---------------------------|
| 9 | DEG | KUNCL UTAMA SDN BHD | | Lot 47, Lorong Jala 14/KS10 Telok Gong, 42000, Port Klang Selangor | 36,094 | 2020.01.15- 2024.04.30 |
|---|-----|------------------------|--|--|--------|---------------------------|

10%



10%

2



| | | | | | | | | | | |
|--|---------------|--------|---------------|-------|--|--|--|--|--|--|
| | 2023 03 30 | 60,000 | 2023 06 26 | 1,000 | | | | | | |
|--|---------------|--------|---------------|-------|--|--|--|--|--|--|

2023
03 30 60,000

| | | | | | | | | | | |
|--|---------------|--------|--|--|--|--|--|--|--|--|
| | 2023 03 30 | 60,000 | | | | | | | | |
| | 2023 03 30 | 80,000 | | | | | | | | |
| | 2023 03 30 | 20,000 | | | | | | | | |

| | | 28,500 | 8,350 | 0 | 0 |
|--|--|--------|--------|---|---|
| | | 10,500 | 0 | 0 | 0 |
| | | 20,000 | 20,000 | 0 | 0 |
| | | 37,000 | 37,000 | 0 | 0 |

1

| | 18,758,328 | 6.27% | 92,671,636 | | | 2,015,760 | 90,655,876 | 109,414,204 | 27.96% |
|---|-------------|--------|------------|--|--|-----------|------------|-------------|--------|
| 1 | | | | | | | | | |
| 2 | | | 17,740,710 | | | | 17,740,710 | 17,740,710 | 4.53% |
| 3 | 18,758,328 | 6.27% | 72,277,401 | | | 2,015,760 | 70,261,641 | 89,019,969 | 22.75% |
| | | | 56,176,569 | | | | 56,176,569 | 56,176,569 | 14.36% |
| | 18,758,328 | 6.27% | 16,100,832 | | | 2,015,760 | 14,085,072 | 32,843,400 | 8.39% |
| 4 | | | 2,653,525 | | | | 2,653,525 | 2,653,525 | 0.68% |
| | | | 2,653,525 | | | | 2,653,525 | 2,653,525 | 0.68% |
| | | | | | | | | | |
| | 280,562,127 | 93.73% | | | | 1,343,360 | 1,343,360 | 281,905,487 | 72.04% |
| 1 | 280,562,127 | 93.73% | | | | 1,343,360 | 1,343,360 | 281,905,487 | 72.04% |
| 2 | | | | | | | | | |

| | | | | | | | | | |
|--|-------------|---------|------------|--|--|----------|------------|-------------|---------|
| | | | | | | | | | |
| | 299,320,455 | 100.00% | 92,671,636 | | | -672,400 | 91,999,236 | 391,319,691 | 100.00% |

2

| | | | | | | |
|----|-----------|------------|---------|------------|------|--|
| | | | | | | |
| | 3,000,000 | 1,211,000 | 718,500 | 4,211,000 | | |
| | | | | | 2022 | |
| 17 | | 89,671,636 | | 89,671,636 | | |

| | | | | | | | | |
|-----|----|-------|-----------|-----------|-----------|---------|--|---|
| | | | | | | | | |
| | | 1.41% | 5,534,495 | 5,534,495 | 5,534,495 | 0 | | 0 |
| | | 1.36% | 5,307,050 | 5,307,050 | 5,307,050 | 0 | | 0 |
| | | 1.31% | 5,113,997 | 4,836,997 | 4,836,997 | 277,000 | | 0 |
| 120 | | 1.03% | 4,048,522 | 4,048,522 | 4,048,522 | 0 | | 0 |
| 3 | 10 | | | | | | | |

| | | | | | |
|----|----------|------------|-----------|-----------|-----------|
| | | | 2,899,817 | | 2,899,817 |
| | | | 2,580,106 | | 2,580,106 |
| | | | 2,270,000 | | 2,270,000 |
| | | | 2,181,936 | | 2,181,936 |
| | | | 2,050,000 | | 2,050,000 |
| | | | 1,927,900 | | 1,927,900 |
| | | | 1,927,900 | | 1,927,900 |
| 10 | 10 10 | 10 100% | | 10 | |
| 10 | | | | 1,927,600 | |
| | 4 | | | | |

| | / | | | | |
|--|---|---|-------|------------|-------|
| | | 0 | 0.00% | 11,372,251 | 2.91% |
| | | 0 | 0.00% | 6,335,441 | 1.62% |

| | | | | | |
|--|--|---|-------|-----------|-------|
| | | 0 | 0.00% | 5,113,997 | 1.31% |
|--|--|---|-------|-----------|-------|

120

| | | | | | |
|--|--|---|-------|-----------|-------|
| | | 0 | 0.00% | 4,048,522 | 1.03% |
|--|--|---|-------|-----------|-------|



-
- 4 80%
-
- 5 10%
-
- 6
-

| | | | | | | | |
|---------|-----------|-------|--------------|----|--|---|-------|
| | | | | | | | |
| 2023 12 | 2,727,273 | 0.70% | 6,000-12,000 | 12 | | 0 | 0.00% |
| 23 | 5,454,545 | 1.39% | | | | | |





| | |
|--|----------------|
| | |
| | 2024 03 28 |
| | |
| | [2024]518Z0304 |
| | |

1

| | | | | | | |
|------|----|----|----|---|-----------|-------|
| 2023 | 12 | 31 | 17 | 9 | 48,323.49 | 9.12% |
| | | | | | 2,077.96 | |

2

1

2

3

2023

1

2

3

4

5

| | | |
|--|---------------|---------------|
| | | |
| | | |
| | 33,697,901.99 | 16,703,970.94 |
| | | |
| | | |
| | | |

| | | |
|--|------------------|------------------|
| | | |
| | 22,105,415.99 | 9,585,281.27 |
| | | |
| | | |
| | | |
| | 88,462,132.08 | 68,887,419.49 |
| | 37,328,272.06 | 12,977,769.96 |
| | 72,617,626.69 | 48,546,568.44 |
| | | |
| | 959,250.00 | |
| | | |
| | | |
| | 18,220,292.33 | 8,252,628.05 |
| | 62,688,112.88 | 174,450,163.11 |
| | 1,920,022,123.50 | 1,689,588,928.24 |
| | | |
| | | |
| | 196,025,560.00 | 6,282,960.00 |
| | | |
| | | |
| | 6,896,342.64 | 7,309,669.48 |
| | | |
| | | |
| | 53,777,677.79 | 29,448,365.43 |
| | 14,147,820.63 | 34,834,965.15 |
| | | |
| | 270,847,401.06 | 77,875,960.06 |
| | 2,190,869,524.56 | 1,767,464,888.30 |
| | | |
| | 391,319,691.00 | 299,320,455.00 |
| | | |
| | | |
| | 1,969,098,851.45 | 852,194,881.35 |
| | 33,771,560.00 | 22,380,000.00 |
| | -479,581.82 | -1,940,039.96 |
| | | |
| | 134,607,288.30 | 129,179,351.51 |
| | | |
| | 632,276,922.01 | 503,601,106.33 |
| | 3,093,051,610.94 | 1,759,975,754.23 |
| | 12,333,666.85 | 1,610,714.26 |

| | | |
|--|------------------|------------------|
| | 3,105,385,277.79 | 1,761,586,468.49 |
| | 5,296,254,802.35 | 3,529,051,356.79 |

2

| | 2023 12 31 | 2023 1 1 |
|--|----------------|----------------|
| | | |
| | 150,642,983.18 | 169,704,309.70 |
| | 201,285,489.24 | |
| | | |
| | 42,147,560.00 | 247,133,951.06 |
| | 513,403,069.73 | 328,005,618.15 |
| | 151,890,538.62 | |

| | | |
|--|----------------------|----------------------|
| | 1, 587, 359, 035. 50 | 1, 043, 765, 723. 21 |
| | 3, 782, 714, 573. 25 | 2, 256, 374, 291. 04 |

| | | |
|--|----------------------|----------------------|
| | 3, 782, 714, 573. 25 | 2, 256, 374, 291. 04 |
|--|----------------------|----------------------|

3

| | 2023 | 2022 |
|--|----------------------|----------------------|
| | 3, 630, 296, 402. 59 | 2, 821, 093, 173. 37 |
| | 3, 630, 296, 402. 59 | 2, 821, 093, 173. 37 |
| | | |
| | | |
| | | |
| | 3, 338, 047, 879. 48 | 2, 621, 160, 394. 84 |
| | 2, 819, 335, 294. 55 | 2, 254, 651, 309. 77 |
| | | |
| | | |
| | | |
| | | |
| | | |
| | | |
| | 17, 779, 618. 71 | 14, 015, 401. 30 |
| | 96, 557, 341. 86 | 77, 374, 813. 34 |
| | 205, 705, 478. 44 | 155, 823, 229. 97 |
| | 185, 737, 543. 58 | 126, 257, 381. 12 |
| | 12, 932, 602. 34 | - |

| | | |
|----|----------------|----------------|
| | | |
| | 227,280,621.98 | 199,717,584.07 |
| | 2,788,371.46 | 3,253,616.80 |
| | 3,352,069.19 | 2,714,781.87 |
| | 226,716,924.25 | 200,256,419.00 |
| | 9,247,747.24 | 8,522,958.07 |
| | 217,469,177.01 | 191,733,460.93 |
| | | |
| 1. | 217,469,177.01 | 191,733,460.93 |
| 2. | | |
| | | |
| 1. | 209,322,741.22 | 191,446,900.30 |
| 2. | 8,146,435.79 | 286,560.63 |
| | 1,460,458.14 | 2,664,060.59 |
| | 1,460,458.14 | 2,760,042.43 |
| | | |
| 1. | | |

4

| | 2023 | 2022 |
|--|------------------|----------------|
| | 1,318,139,232.06 | 813,940,348.08 |
| | 1,230,567,820.16 | 781,835,312.50 |
| | 930,503.11 | 247,101.12 |
| | 2,835,769.46 | 3,717,717.56 |

| | | |
|----|---------------|---------------|
| | | |
| 2. | | |
| 3. | | |
| 4. | | |
| 5. | | |
| | | |
| 1. | | |
| 2. | | |
| 3. | | |
| 4. | | |
| 5. | | |
| 6. | | |
| 7. | | |
| | 36,186,245.29 | 39,210,935.49 |
| | | |
| | | |

5

| | | |
|--|------------------|------|
| | 2023 | 2022 |
| | | |
| | 3,185,674,291.66 | |

| | | |
|--|------------------|------------------|
| | 234,158,505.50 | 155,753,117.05 |
| | 3,133,146,764.41 | 2,105,746,930.52 |

| | | |
|--|----------------------|-------------------|
| | 1, 229, 671, 350. 60 | 689, 505, 611. 59 |
| | -142, 719, 122. 36 | -20, 616, 736. 57 |
| | | |
| | 368, 497, 429. 00 | 325, 335, 000. 00 |
| | 79, 862, 658. 61 | 134, 576, 205. 58 |

| | | | | | | | | | | | | | | | |
|--|----------------------------|--|--|--|----------------------------|---------------------------|---------------------------|--|----------------------------|--|----------------------------|--|------------------------------|----------------------|------------------------------|
| | | | | | | | | | | | | | | | |
| | | | | | | | | | | | | | | | |
| | | | | | | | | | | | | | | | |
| | 299, 320, 455. 00 | | | | 852, 194, 881. 35 | 22,3 80,0 00.0 0 | - 1,94 0,03 9.96 | | 129, 179, 351. 51 | | 503, 601, 106. 33 | | 1,75 9,97 5,75 4.23 | 1,61 0,71 4.26 | 1,76 1,58 6,46 8.49 |

| | | | |
|------|------|------|------|
| 91,9 | 1,11 | 11,3 | |
| 99,2 | 6,90 | 91,5 | 1,46 |
| 36.0 | 3,97 | 60.0 | |
| 0 | 0.10 | 0 | |

| | | | | | | | | | | | | | | | |
|---|---------------------------|--|--|--|--|--------------------------------|--|--|----------------------|--|--------------------------------|--|--------------------------------|---------------------------|--------------------------------|
| | | | | | | | | | | | | | | | |
| 4 | - 1,07 0,50 0.00 | | | | | - 13,7 44,9 40.0 0 | | | | | | | | 12,6 74,4 40.0 0 | 12,6 74,4 40.0 0 |
| | | | | | | | | | 5,42 7,93 6.79 | | - 80,6 46,9 25.5 4 | | - 75,2 18,9 88.7 5 | | - 75,2 18,9 88.7 5 |
| 1 | | | | | | | | | 5,42 7,93 6.79 | | - 5,42 7,93 6.79 | | | | |
| 2 | | | | | | | | | | | | | | | |
| 3 | | | | | | | | | | | | | | | |



| | | | | | | | | | | | | |
|--|------------------------|--|--|--|------------------------------|-----------------------|--|--|------------------------|----------------------------|--|------------------------------|
| | | | | | | | | | | | | |
| | | | | | | | | | | | | |
| | | | | | | | | | | | | |
| | | | | | | | | | | | | |
| | 299,3 20,45 5.00 | | | | 863,5 51,40 4.85 | 22,38 0,000 .00 | | | 129,1 79,35 1.51 | 231,1 88,29 5.50 | | 1,500 ,859, 506.8 6 |
| | 91,99 9,236 .00 | | | | 1,120 ,050, 527.6 1 | 11,39 1,560 .00 | | | 5,427 ,936. 79 | - 44,46 0,680 .25 | | 1,161 ,625, 460.1 5 |

| | | | | | | | | | | | | |
|---|---------------------------|--|--|--|---------------------------|----------------------------|--|--|----------------------|----------------------------|--|----------------------------|
| | | | | | | | | | | | | |
| 4 | - 1,070 ,500. 00 | | | | - 7,314 ,430. 00 | - 13,74 4,940 .00 | | | | | | 5,360 ,010. 00 |
| | | | | | | | | | 5,427 ,936. 79 | - 80,64 6,925 .54 | | - 75,21 8,988 .75 |
| 1 | | | | | | | | | 5,427 ,936. 79 | - 5,427 ,936. 79 | | |
| 2 | | | | | | | | | | - 75,21 8,988 .75 | | - 75,21 8,988 .75 |
| 3 | | | | | | | | | | | | |

| | | | | | | | | | | | | |
|--|------------------------|--|--|--|------------------------|-----------------------|--|--|------------------------|----------------------------|--|------------------------------|
| | | | | | | | | | | | | |
| | | | | | | | | | | | | |
| | 296,3 20,45 5.00 | | | | 836,2 01,91 6.68 | | | | 123,2 97,71 1.19 | 257,1 23,09 1.33 | | 1,512 ,943, 174.2 0 |
| | 3,000 ,000. 00 | | | | 27,34 9,488 .17 | 22,38 0,000 .00 | | | 5,881 ,640. 32 | - 25,93 4,795 .83 | | - 12,08 3,667 .34 |
| | | | | | | | | | | 39,21 0,935 .49 | | 39,21 0,935 .49 |

3,000 _____
,000.
00

27,34 22,38
9,488 0,000
.17 .00

7,969
,488.
17

| | | | | | | | | | | | |
|---|--|--|--|--|--|--|--|--|------------------|--------------------------|--------------------------|
| | | | | | | | | | , 640. 32 | 65, 14 5, 731 . 32 | 59, 26 4, 091 . 00 |
| 1 | | | | | | | | | 5, 881 , 640. | | |

| | | | |
|----------------|----------------|----------------|----------------|
| | 63.00 | 1 | 9.27 |
| | 135,151,475.00 | | 135,151,475.00 |
| 2020 8 4 | | | |
| [2020]1628 | | 39,257,125 | |
| 174,408,600.00 | | [2020]518Z0037 | |
| 2021 2 24 | | | 2021 03 12 |
| 2021 | | 2019 | |
| 2019 | | 8 | |
| | 10.245 | | |

[2023]518Z0063

301,651,955.00

2022

31.83

[2023]518Z0083

301,970,255.00 sÄ

2022

2

2022 10

[2023]518Z0170

391,319,691.00

LED

2024 3 28

1

15

2023

2

12

3

4

A.

a

b

c

B.

a

b

c

A.

B.

C.

5

1

2

9

10

1

2

3

11

1

2

4

5

12

12

12

12

12

- A.
- B.
- C.**

6

- A.
- B.

- A.
- B.

22 -

- A.
- B.

5. 8YA€" V §.ž 3)PvÀH =& xÁÕÀvcP•F a " e { ¼ Ä

12

1

2

14

1
2

2

15

1
2
3
4

12

1

2

4

16

11

17

1

2

3

4

5

18

1

A.

B.

C.

A.

B.

C.

D.

3

4

23

19

1

21

1

3

2

1

2

A.

B.

C.

D.

E.

23

24

| | |
|--|---|
| | |
| | 3 |

25

11

26

1

A.

B.

2

A

B.

C.

D.

a

b

c

;

,

3

MR, I OFEV

4

2

28

1

2

3

4

5

6

29

1

2

/

30

31

1

32

/

1

A.

B.

A.

B.

2

A.

B.

A.

B.

3

A.

B.

27

| | | | % | % |
|--|--|-----|---|-------------|
| | | 2-6 | | 16.67-50 |
| | | 2-3 | | 16.67-33.33 |

:

2

)

(

7

8

35

1



1

16

2022 11 30

16

[2022]31

16

2023 1 1

2023 1 1 16

16

2022 1 1 2023 1 1

16

16

2022 1

2022 12 31 /2022

2022 12

2.

1

2

3

1

| | | |
|--|--|--|
| | | |
|--|--|--|

- 0.33%

5,894,309.47 2024 2

27,705,053.38

672,579.24

2

| | | |
|--|----------------|--|
| | | |
| | 531,285,489.24 | |
| | | |
| | | |
| | 531,285,489.24 | |
| | 531,285,489.24 | |

3

1

| | | |
|--|----------------|----------------|
| | | |
| | 127,998,069.81 | 399,623,673.72 |
| | 127,998,069.81 | 399,623,673.72 |

2

| | | |
|--|--|---------------|
| | | |
| | | 34,140,483.50 |
| | | 34,140,483.50 |

3

| | | |
|--|--|---------------|
| | | |
| | | 68,741,155.45 |
| | | 68,741,155.45 |

4

1

| | | | |
|------|---|----------------------|-------------------|
| 1 | 1 | 1, 225, 634, 964. 17 | 776, 312, 473. 10 |
| 6 | | 1, 197, 960, 778. 88 | 764, 665, 630. 80 |
| 7-12 | | 27, 674, 185. 29 | 11, 646, 842. 30 |
| 1 | 2 | 11, 970, 643. 98 | 5, 281, 079. 02 |
| 2 | 3 | | 163, 546. 10 |
| 3 | | 65, 123. 95 | |
| 3 | 4 | 27, 300. 00 | |
| 4 | 5 | 37, 823. 95 | |
| | | 1, 237, 670, 732. 10 | 781, 757, 098. 22 |

2

| | | | | | | 121, 445 .00 | 0. 02% | 121, 445 .00 | 100. 00% | |
|--|-----------------------------|----------|---------------------|--------|-----------------------------|-----------------------|---------|---------------------|----------|-----------------------|
| | | | | | | | | | | |
| | 1, 237, 6 70, 732. 10 | 100. 00% | 27, 802, 177. 55 | 2. 25% | 1, 209, 8 68, 554. 55 | 781, 635 , 653. 22 | 99. 98% | 16, 958, 321. 10 | 2. 17% | 764, 677 , 332. 12 |
| | | | | | | | | | | |
| | 1, 237, 6 70, 732. 10 | 100. 00% | 27, 802, 177. 55 | 2. 25% | 1, 209, 8 68, 554. 55 | 781, 635 , 653. 22 | 99. 98% | 16, 958, 321. 10 | 2. 17% | 764, 677 , 332. 12 |
| | 1, 237, 6 70, 732. 10 | 100. 00% | 27, 802, 177. 55 | 2. 25% | 1, 209, 8 68, 554. 55 | | | | | |

| | | | |
|------|------------------|---------------|--------|
| 6 | 1,197,960,778.88 | 23,959,215.55 | 2.00% |
| 7-12 | 27,674,185.29 | 1,383,709.26 | 5.00% |
| 1-2 | 11,970,643.98 | 2,394,128.79 | 20.00% |
| 2-3 | | | |

| | | | | | |
|--|----------------|----------------|----------------|--------|---------------|
| | | | | | |
| | 680,832,568.89 | 149,219,671.91 | 830,052,240.80 | 59.48% | 16,601,044.82 |
| | 33,140,920.72 | | 33,140,920.72 | 2.37% | 662,818.41 |
| | 30,624,459.82 | | 30,624,459.82 | 2.19% | 612,489.20 |
| | 26,057,712.48 | | 26,057,712.48 | 1.87% | 521,154.25 |
| | 24,578,282.62 | | 24,578,282.62 | 1.76% | 1,040,562.13 |
| | 795,233,944.53 | 149,219,671.91 | 944,453,616.44 | 67.67% | 19,438,068.81 |

5

1

| | | | | | | |
|--|--------------|--|--|--|--|--|
| | | | | | | |
| | | | | | | |
| | 157,889,990. | | | | | |
| | 47 | | | | | |

| | | | | |
|--|-----------------|--|--|--|
| | 1, 157, 265. 39 | | | |
|--|-----------------|--|--|--|

| | | | | |
|--|--|--|--|--|
| | | | | |
|--|--|--|--|--|

6

1

| | | |
|--|-------------------|-----------------|
| | | |
| | 309, 416, 244. 62 | 3, 162, 420. 25 |
| | 309, 416, 244. 62 | 3, 162, 420. 25 |

2

| | |
|--|--|
| 04 406. 68 D*IT13. 21 409. 08 Td[(04 406. 68 | |
|--|--|

5

7

| | | |
|--|---------------|---------------|
| | | |
| | 33,697,901.99 | 16,703,970.94 |
| | 33,697,901.99 | 16,703,970.94 |

1

1

| | | |
|--|---------------|---------------|
| | | |
| | 11,655,890.56 | 3,917,956.18 |
| | 798,291.81 | 3,154,511.20 |
| | 4,848,356.67 | 2,361,324.36 |
| | 11,841,296.85 | 3,936,077.11 |
| | 7,815,477.92 | 5,836,537.27 |
| | 36,959,313.81 | 19,206,406.12 |

2

| | | |
|------|---------------|---------------|
| | | |
| 1 1 | 30,147,779.07 | 16,591,376.13 |
| 6 | 30,147,270.20 | 15,410,278.98 |
| 7-12 | 508.87 | 1,181,097.15 |
| 1 2 | 5,124,527.23 | 240,600.00 |
| 2 3 | 128,926.09 | 912,919.70 |
| 3 | 1,558,081.42 | 1,461,510.29 |
| 3 4 | 27,020.50 | |
| 4 5 | 94,509.69 | |
| 5 | 1,436,551.23 | 1,461,510.29 |
| | 36,959,313.81 | 19,206,406.12 |

3

4

| | | | |
|--|---------------|-------|--|
| | 4,743,862.56 | 24.24 | |
| | 1,626,112.06 | 8.31 | |
| | 1,522,500.00 | 7.78 | |
| | 1,439,853.04 | 7.36 | |
| | 1,309,150.44 | 6.69 | |
| | 10,641,478.10 | 54.38 | |

9

1

| | | | | | | |
|--|--|--|--|--|--|--|
| | | | | | | |
| | | | | | | |

3

10

| | | |
|--|----------------|---------------|
| | | |
| | 74,589,610.00 | 24,788,082.27 |
| | 42,562,392.57 | 27,266,857.37 |
| | 1,363,633.42 | 9,140,305.45 |
| | 392,759.86 | 1,087,492.16 |
| | 1,951,836.90 | 2,920,000.00 |
| | 120,860,232.75 | 65,202,737.25 |

11

1

| | | | | | |
|--|---------------|--|---------------|--|--|
| | | | | | |
| | 49,636,350.00 | | 49,636,350.00 | | |
| | 0 | | 0 | | |
| | 49,636,350.00 | | 49,636,350.00 | | |
| | 0 | | 0 | | |

| | | | | |
|--|--|--|--|--|
| | | | | |
|--|--|--|--|--|

12

| | | | | | | | | |
|--|--|--|--|--|--|--|--|--|
| | | | | | | | | |
|--|--|--|--|--|--|--|--|--|

| | | | | | | | | |
|--|-------------------|-------------------|--|--|--|--|--|--|
| | | | | | | | | |
| | 31,000,00 0.00 | 31,000,00 0.00 | | | | | | |
| | 31,000,00 0.00 | 31,000,00 0.00 | | | | | | |

| | | | |
|--|--|--|--|
| | | | |
|--|--|--|--|

| | | | | | | |
|--|--|--|--|--|--|--|
| | | | | | | |
|--|--|--|--|--|--|--|

13

| | | | | | | | | | | | | |
|--|-----------------------|--|--|--|---------------------------|--|--|--|--|-----------------------|-----------------------|-----------------------|
| | | | | | | | | | | | | |
| | | | | | | | | | | | | |
| | | | | | | | | | | | | |
| | | | | | | | | | | | | |
| | 72,55 5,546 .18 | | | | - 3,763 ,518. 02 | | | | | 50,02 0,197 .16 | 18,77 1,831 .00 | 50,02 0,197 .16 |

| | | | | | | | | | | |
|--|--|--|--------------|--|--|--|------|--|------|------|
| | | | , 518. 02 | | | | . 16 | | . 00 | . 16 |
|--|--|--|--------------|--|--|--|------|--|------|------|

9q418q56. 904 232

| | | | | | | | | | | |
|-----------|----------------------|----------------------|---|--|--|--|-------------------------|--|----|--|
| | | | | | | | | | | |
| 028 16 | 18, 771, 831 . 00 | 50, 020, 197 . 16 | 5 | | 4% 58% -10. 62% 7. 92% 12. 68% | | 0% 7. 90% 12. 68% | | 0% | |
| 028 16 | 18, 771, 831 . 00 | 50, 020, 197 . 16 | | | | | | | | |

| | | | |
|--|--|-------------------|-------------------|
| | | | |
| | | 904, 632, 615. 35 | 784, 386, 947. 63 |
| | | | |

| |
|--|
| |
|--|

904, 632, 615. 35


784, 386, 947. 63

| | | | | | |
|----|----------------|----------------|---------------|----------------|------------------|
| 1 | 1,951,144.45 | 28,740,990.07 | 1,537,404.12 | 13,538,837.74 | 45,768,376.38 |
| 2 | 89,028,708.31 | 42,126,619.44 | | 16,522,046.34 | 147,677,374.09 |
| 3 | | | | | |
| 3 | 318,870.00 | -61,457.18 | -7,795.19 | -49,180.57 | 200,437.05 |
| 3. | 261,946.91 | 6,560,249.13 | 1,240,565.36 | 4,902,398.92 | 12,965,160.32 |
| 1 | 261,946.91 | 6,560,249.13 | 1,240,565.36 | 4,902,398.92 | 12,965,160.32 |
| | | | | | |
| 4. | 615,056,078.15 | 449,949,346.20 | 12,250,509.71 | 105,785,538.80 | 1,183,041,472.85 |
| | | | | | |
| 1. | 62,021,303.86 | 93,445,488.84 | 5,382,355.45 | 57,124,349.87 | 217,973,498.02 |
| 2. | 12,980,440.86 | 38,100,154.33 | 2,007,137.96 | 15,248,404.23 | 68,336,137.38 |
| 1 | 12,942,978.87 | 38,147,509.76 | 2,014,294.80 | 15,275,944.89 | 68,380,728.32 |
| 2 | 37,462.00 | -47,355.43 | -7,156.84 | -27,540.66 | -44,590.94 |
| 3. | 15,225.64 | 3,377,599.97 | 1,052,377.49 | 3,455,574.80 | 7,900,777.90 |
| 1 | 15,225.64 | 3,377,599.97 | 1,052,377.49 | 3,455,574.80 | 7,900,777.90 |
| | | | | | |
| 4. | 74,986,519.08 | 128,168,043.20 | 6,337,115.92 | 68,917,179.30 | 278,408,857.50 |

| - | 124,470,983.53 | |
|---|----------------|--|

15

| | 313,368,902.36 | 210,926,693.59 |
|--|----------------|----------------|
| | 313,368,902.36 | 210,926,693.59 |



| | | | |
|----|---------------|--------------|---------------|
| 1. | 7,039,715.60 | 3,353,601.18 | 10,393,316.78 |
| 2. | 11,267,537.25 | 1,567,926.69 | 12,835,463.94 |
| 1 | 11,267,537.25 | 1,567,926.69 | 12,835,463.94 |
| | | | |
| 3. | 2,723,806.41 | 4,921,527.87 | 7,645,334.28 |
| 1 | | | |
| 1 | 2,723,806.41 | 4,921,527.87 | 7,645,334.28 |
| 4. | 15,583,446.44 | | 15,583,446.44 |
| | | | |
| 1. | | | |
| 2. | | | |
| 1 | | | |
| | | | |
| 3. | | | |
| | | | |

| | | | | | |
|----|--------------|--------------|--|---------------|---------------|
| 2. | 1,567,532.91 | 1,166,930.00 | | 5,334,995.28 | 8,069,458.19 |
| 1 | 1,567,532.91 | 1,166,930.00 | | 5,334,995.28 | 8,069,458.19 |
| | | | | | |
| 3. | | | | | |
| 1 | | | | | |
| | | | | | |
| 4. | 9,041,068.55 | 6,709,847.50 | | 32,565,141.56 | 48,316,057.61 |
| 1. | | | | | |

2 **Ä**



19

| | | | | | |
|--|--------------|--------------|--------------|-----------|--------------|
| | | | | | |
| | 2,249,153.93 | 1,435,307.47 | 1,118,031.30 | 11,330.99 | 2,555,099.11 |
| | 2,249,153.93 | 1,435,307.47 | 1,118,031.30 | 11,330.99 | 2,555,099.11 |

20 /

1



| | | | | |
|--|---------------|---------------|--|---------------|
| | | | | |
| | 15,724,687.48 | 48,652,081.30 | | 50,891,076.64 |
| | 15,724,687.48 | 14,147,820.63 | | 34,834,965.15 |

4

| | | | |
|--|--|---------------|---------------|
| | | | |
| | | 31,775,139.81 | 57,604,681.93 |
| | | 2,723,547.33 | 10,961,119.85 |
| | | 11,295,066.80 | 8,933,182.16 |
| | | 28,433,568.72 | 8,178,332.40 |
| | | 1,086,315.25 | |
| | | 75,313,637.91 | 85,677,316.34 |


5

| | | | |
|------|---------------|---------------|--|
| | | | |
| 2024 | | 5,547,047.09 | |
| 2025 | | 7,556,856.06 | |
| 2026 | 5,214,820.73 | 13,736,381.71 | |
| 2027 | 10,466,104.98 | 30,764,397.07 | |
| 2028 | 16,094,214.10 | | |
| | 31,775,139.81 | 57,604,681.93 | |

21

| | | | | | |
|--|----------------|--|----------------|---------------|---------------|
| | | | | | |
| | 38,731,296.82 | | 38,731,296.82 | 5,819,677.17 | 5,819,677.17 |
| | 50,377,816.50 | | 50,377,816.50 | | |
| | 11,428,571.43 | | 11,428,571.43 | 11,428,571.43 | 11,428,571.43 |
| | | | | 10,335,000.00 | 10,335,000.00 |
| | 3,601,450.69 | | 3,601,450.69 | | |
| | 104,139,135.44 | | 104,139,135.44 | 27,583,248.60 | 27,583,248.60 |

22



24

| | | |
|--|---------------|--|
| | | |
| | 16,760,494.96 | |
| | | |
| | 16,760,494.96 | |
| | | |
| | 16,760,494.96 | |

25

| | | |
|--|----------------|----------------|
| | | |
| | 199,909,741.69 | 209,895,411.54 |
| | 199,909,741.69 | 209,895,411.54 |

0.00

| | | |
|--|---------------|---------------|
| | 959,250.00 | |
| | 71,658,376.69 | 48,546,568.44 |
| | 72,617,626.69 | 48,546,568.44 |

1

| | | |
|--|------------|--|
| | | |
| | 959,250.00 | |

1

2

1



29

1

| | | | | |
|---|---------------|----------------|----------------|---------------|
| | | | | |
| | 68,887,419.49 | 395,307,574.83 | 375,732,862.24 | 88,462,132.08 |
| - | | 13,162,100.31 | 13,162,100.31 | |
| | 68,887,419.49 | 408,469,675.14 | 388,894,962.55 | 88,462,132.08 |

2

| | | | | |
|---|---------------|----------------|----------------|---------------|
| | | | | |
| 1 | 68,887,419.49 | 365,759,637.41 | 346,184,924.82 | 88,462,132.08 |
| 2 | | 19,448,775.62 | | |
| 3 | | | 5,513,302.78 | |
| | | 5,216,593.39 | 5,216,593.39 | |

| | | |
|--|---------------|--------------|
| | 23,119,484.48 | 4,538,731.55 |
| | 120,993.98 | 62,734.43 |
| | 725,914.12 | 694,916.37 |
| | 334,981.13 | |

33

1

| | | |
|--|----------------|--------------|
| | | |
| | 206,182,494.47 | 6,282,960.00 |
| | -10,156,934.47 | |
| | 196,025,560.00 | 6,282,960.00 |

2023 07 11

40,000.00

2021 08 06

2

| | | | | | |
|----------------|----------------|----------------|------|------|----------------|
| | | [2023]518Z0147 | | | |
| | 390,865,891.00 | | | | |
| 6. | | 2023 | | | |
| | | | 2023 | 10 | 10 |
| | 37.40 | | | | |
| [2023]518Z0156 | | | | | 391,239,891.00 |
| 7. | | 2022 | | | |
| | | | | 7.98 | |
| | | [2023]518Z0170 | | | |
| | 391,319,691.00 | | | | |

37

| | | | | |
|--|----------------|------------------|---------------|------------------|
| | | | | |
| | 827,859,517.69 | 1,098,931,388.89 | 7,314,430.00 | 1,919,476,476.58 |
| | 24,335,363.66 | 28,433,568.72 | 3,146,557.51 | 49,622,374.87 |
| | 852,194,881.35 | 1,127,364,957.61 | 10,460,987.51 | 1,969,098,851.45 |

38

| | | | | |
|--|---------------|---------------|---------------|---------------|
| | | | | |
| | 22,380,000.00 | 25,136,500.00 | 13,744,940.00 | 33,771,560.00 |
| | 22,380,000.00 | 25,136,500.00 | 13,744,940.00 | 33,771,560.00 |

2023 2 10

3,000,000.00

25,136,500.00

25,136,500.00

2023 6 11

718,500.00

13,744,940.00

39

| | | | | | | | | |
|-----------|-----|-----------|--|--|--|-----------|--|-----------|
| | | | | | | | | |
| | - | 1,460,458 | | | | 1,460,458 | | - |
| 1,940,039 | .96 | .14 | | | | .14 | | 479,581.8 |
| | | | | | | | | 2 |
| | - | 1,460,458 | | | | 1,460,458 | | - |
| 1,940,039 | .96 | .14 | | | | .14 | | 479,581.8 |
| | | | | | | | | 2 |
| | - | 1,460,458 | | | | 1,460,458 | | - |
| 1,940,039 | .96 | .14 | | | | .14 | | 479,581.8 |
| | | | | | | | | 2 |

40

| | | | |
|--|----------------|--------------|----------------|
| | | | |
| | 85,694,523.41 | 3,618,624.53 | 89,313,147.94 |
| | 43,484,828.10 | 1,809,312.26 | 45,294,140.36 |
| | 129,179,351.51 | 5,427,936.79 | 134,607,288.30 |

10

50%

41

| | | |
|--|----------------|----------------|
| | | |
| | 503,601,106.33 | 377,299,937.35 |
| | 503,601,106.33 | 377,299,937.35 |
| | 209,322,741.22 | 191,446,900.30 |
| | 3,618,624.53 | 3,921,093.55 |
| | 1,809,312.26 | 1,960,546.77 |
| | 75,218,988.75 | 59,264,091.00 |
| | 632,276,922.01 | 503,601,106.33 |

| | | | |
|---|------|------|------|
| 1 | | | 0.00 |
| 2 | 0.00 | | |
| 3 | 0.00 | | |
| 4 | | 0.00 | |
| 5 | 0.00 | | |

42

| | | | | |
|--|------------------|------------------|------------------|------------------|
| | | | | |
| | 3,616,094,282.74 | 2,807,934,997.43 | 2,805,880,541.11 | 2,243,324,186.59 |
| | 14,202,119.85 | 11,400,297.12 | 15,212,632.26 | 11,327,123.18 |
| | 3,630,296,402.59 | 2,819,335,294.55 | 2,821,093,173.37 | 2,254,651,309.77 |



| | | | | |
|--|------------------|---|--|--|
| | 1 | 2 | | |
| | | | | |
| | 3,630,296,402.59 | | | |

| | | | | | | | | |
|--|----------------------|--|--|--|--|--|----------------------|--|
| | 3,630,296 ,402.59 | | | | | | 3,630,296 ,402.59 | |
| | | | | | | | | |
| | 2,649,018 ,066.53 | | | | | | 2,649,018 ,066.53 | |
| | 981,278,3 36.06 | | | | | | 981,278,3 36.06 | |
| | | | | | | | | |

0.00

0.00

0.00

| | | |
|--|--|--|
| | | |
|--|--|--|

43

| | | |
|--|---------------|---------------|
| | | |
| | 5,158,290.28 | 4,426,472.88 |
| | 4,294,794.04 | 3,843,776.52 |
| | 4,371,719.69 | 3,658,741.36 |
| | 1,660,334.67 | 716,130.09 |
| | 2,272,602.95 | 1,369,577.02 |
| | 21,877.08 | 703.43 |
| | 17,779,618.71 | 14,015,401.30 |

44

| | | |
|--|----------------|----------------|
| | | |
| | 96,455,347.04 | 88,155,264.53 |
| | 16,943,783.57 | 19,099,806.11 |
| | 21,769,458.24 | 16,668,303.37 |
| | 28,433,568.72 | 7,969,488.17 |
| | 17,372,301.15 | 10,982,549.14 |
| | 13,916,486.86 | 4,698,355.01 |
| | 10,814,532.86 | 8,249,463.64 |
| | 205,705,478.44 | 155,823,229.97 |

48

| | | |
|--|---------------|---------------|
| | | |
| | 18,999,222.41 | 20,999,812.63 |
| | 2,967,327.64 | 6,800,610.38 |
| | 16,031,894.77 | 14,199,202.25 |
| | 6,908,001.00 | 104,157.09 |
| | 25,907,223.41 | 21,103,969.72 |

49

| | | |
|--|----------------|--|
| | | |
| | 1,285,489.24 | |
| | -16,760,494.96 | |
| | -15,475,005.72 | |

50

| | | |
|--|---------------|---------------|
| | | |
| | -3,552,046.61 | -5,442,476.28 |
| | -575,000.00 | 851,133.41 |
| | 7,672,020.28 | 385,910.20 |
| | | 645,710.36 |
| | 3,544,973.67 | -3,559,722.31 |

51

| | | |
|--|----------------|---------------|
| | | |
| | -10,921,571.19 | -3,178,477.20 |
| | -751,903.26 | -624,286.62 |
| | -11,673,474.45 | -3,802,763.82 |

52

| | -16,646,435.14 | -13,094,872.31 |
|--|----------------|----------------|
| | -50,020,197.16 | |
| | -1,157,265.39 | -1,688,850.76 |
| | -67,823,897.69 | -14,783,723.07 |

53

| | 552,279.65 | 827,045.02 |
|--|------------|------------|
| | 175,496.38 | 827,045.02 |
| | 376,783.27 | |

| | | |
|--|----------------|--------------|
| | | |
| | 27,695,896.42 | 6,047,828.04 |
| | -18,448,149.18 | 2,475,130.03 |
| | 9,247,747.24 | 8,522,958.07 |

| | |
|--|----------------|
| | |
| | 226,716,924.25 |
| | 56,679,231.06 |
| | -18,914,089.69 |

590603C4>] 8. 7B46T06<050

| | | |
|--|------------------|------------------|
| | | |
| | 44, 133, 964. 68 | 29, 807, 106. 38 |

| | | |
|--|----------------|----------------|
| | 634,175,547.47 | 336,157,840.35 |
| | 634,193,283.76 | 336,192,268.30 |

60

1

| | | | |
|--|---------------|--------|----------------|
| | | | |
| | | | |
| | 42,578,748.09 | 7.0827 | 301,572,499.10 |
| | 2,900,011.84 | 7.8592 | 22,791,773.08 |
| | 20,894.50 | 0.9062 | 18,935.01 |

2

| | |
|--|---------------|
| | 8,291,774.11 |
| | 762,730.24 |
| | 10,116,720.94 |

| | | |
|--|---------------|---------------|
| | 64,027,721.00 | 44,894,362.95 |
|--|---------------|---------------|

| Eaglerise Electric Electronic (Thailand) Co., Ltd. | | | | | 2023 11 13 |
|---|--|--|--|--|------------|
| | | | | | 2023 10 30 |

EAGLERISE RENEWABLE ERI4 9.1



| | | | | | | | |
|--|---------------|--|--|--|---------|--|--|
| | 24,110,393.22 | | | | 100.00% | | |
| Eaglerise E & E (USA), Inc. | 19,085,371.00 | | | | 100.00% | | |
| EAGLERISE SINGAPORE INVESTMENT HOLDING PTE. LTD. | 11,378,828.46 | | | | 100.00% | | |
| | 12,434,717.00 | | | | 100.00% | | |
| Eaglerise E & E Inc. | 7,088,378.35 | | | | 100.00% | | |
| | 36,750,000.00 | | | | 60.00% | | |
| | 8,000,000.00 | | | | 57.00% | | |

60%

81.82%

1.

| | | | | | | |
|---------|--|--|--|---|--------|--|
| | | | | % | | |
| | | | | | | |
| E R LLC | | | | | 100.00 | |

| | | | | | | |
|--|--|--|--|--|--------|--|
| DEG INDUSTRIAL SUPPLIES SDN. BHD. | | | | | 100.00 | |
| HI - BEAM LIGHTING(M)SDN. BHD. | | | | | 100.00 | |
| EAGLERISE MALAYSIA SDN. BHD. | | | | | 100.00 | |
| | | | | | 100.00 | |
| | | | | | 100.00 | |
| EAGLERISE RENEWABLE ENERGY (USA) INC. | | | | | 100.00 | |
| NET ELECTRIC S. DER. L. DE C. V. | | | | | 100.00 | |
| NET ELECTRIC REAL ESTATE S. de R. L. de C. V. | | | | | 100.00 | |
| Eaglerise Electric Electronic (Thailand) Co., Ltd. | | | | | 100.00 | |

2

1

1. DEG Industrial Supplies Sdn. Bhd.

| | | | | | |
|-----|-----|------|------|-----|-------|
| DEG | 70% | 2023 | 5 | DEG | 77.67 |
| DEG | 70% | | 100% | | |

2

| | |
|----|-----------------------------------|
| | DEG Industrial Supplies Sdn. Bhd. |
| / | |
| -- | 776,677.48 |
| -- | |
| / | 776,677.48 |
| / | -2,369,880.04 |
| | -3,146,557.52 |
| | -3,146,557.52 |
| | |
| | |

3

1

| | | |
|----|---------------|---------------|
| | / | / |
| | | |
| | | |
| | 18,771,831.00 | 72,555,546.18 |
| | | |
| -- | -3,763,518.02 | -5,253,853.82 |
| -- | -3,763,518.02 | -5,253,853.82 |

2022 6

77,809,400.00

16.0443%

2

| | | | | | | | |
|--|--|--|--|--|--|--|---|
| | | | | | | | / |
| | | | | | | | |

1

2

3

()

12

12

12

12

| | |
|--------|--------|
| 64.25% | 71.09% |
| 64.66% | 54.22% |

| 2023 12 31 | | | | |
|------------|--------------|-----|-----|---|
| | 2023 12 31 | | | |
| | 1 | 1-2 | 2-3 | 3 |
| | 241,972,553. | | | |
| 05 | | | | |
| | 16,760,494.9 | | | |
| 6 | | | | |

| | | | | |
|-----|---------------|--|--|--------------|
| | 174,450,163.1 | | | |
| 1 | | | | 6,282,960.00 |
| | 1,598,138,457 | | | 6,282,960.00 |
| .52 | | | | |

1

31 2023 12 31 498.30 2023 12 60 1%

2

1

| | | | | |
|--|--|---------------|--|--|
| | | | | |
| | | 68,741,155.45 | | |

856,048,945.70

| | | | | |
|--|--|----------------|--|--|
| | | | | |
| | | 924,790,101.15 | | |

2

| | | | |
|--|--|----------------|--|
| | | | |
| | | 856,048,945.70 | |
| | | 856,048,945.70 | |

1

2

3

4

1



4

| | |
|--|--|
| | |
| | |

3

| | 250,000,000.00 | 2022 06 28 | 2023 06 27 | |
|--|----------------|------------|------------|--|
| | 50,000,000.00 | 2022 06 28 | 2023 06 27 | |
| | 50,000,000.00 | 2023 06 29 | 2024 06 28 | |
| | 350,000,000.00 | 2023 06 29 | 2024 06 28 | |
| | 30,000,000.00 | 2023 07 25 | 2024 07 24 | |
| | 100,000,000.00 | 2023 07 25 | 2024 07 24 | |
| | 200,000,000.00 | 2022 05 17 | 2025 05 16 | |
| | 150,000,000.00 | 2023 04 26 | 2026 04 26 | |
| | 100,000,000.00 | 2022 06 07 | 2025 06 06 | |
| | 55,000,000.00 | 2022 10 19 | 2023 10 18 | |
| | 10,000,000.00 | 2022 10 19 | 2024 01 24 | |
| | 100,000,000.00 | 2023 03 09 | 2023 08 12 | |
| | 30,000,000.00 | 2023 03 09 | 2023 08 12 | |
| | 200,000,000.00 | 2023 11 16 | 2024 11 15 | |
| | 10,000,000.00 | 2023 11 16 | 2024 11 15 | |
| | 40,000,000.00 | 2022 09 09 | 2024 03 09 | |
| | 80,000,000.00 | 2022 08 09 | 2023 03 16 | |
| | 80,000,000.00 | 2023 12 08 | 2024 10 08 | |
| | 300,000,000.00 | 2023 12 27 | 2024 12 26 | |

| | | | | |
|--|----------------|------------|------------|--|
| | | | | |
| | 400,000,000.00 | 2023 06 29 | 2024 06 28 | |
| | 350,000,000.00 | 2022 08 04 | 2025 08 03 | |

| | |
|--|---------------|
| | |
| | |
| | 52,954,041.44 |
| | 28,433,568.72 |

3



4



| | | |
|--|---------------|--|
| | | |
| | 28,433,568.72 | |
| | 28,433,568.72 | |

1

| | | |
|--|----------------|-----------|
| | 391,319,691 | 6,121,100 |
| | | 81,000 |
| | 385,117,591 | 10 |
| | 3.00 | |
| | 115,535,277.30 | |

2

1

1

2

| | | | | |
|---------------|---------------|--|------|-------|
| | | | 2021 | -2023 |
| | 25,057,050.51 | | 2021 | -2023 |
| 18,000,000.00 | 7,057,050.51 | | | 30 |
| | 1,875.00 | | | |

1

1

| | | |
|---|------|----------------|
| | | |
| 1 | 1 | 523,625,041.23 |
| | 6 | 523,588,790.44 |
| | 7-12 | 36,250.79 |
| 1 | 2 | |
| | | 523,625,041.23 |
| | | 334,256,416.83 |
| | | 334,210,174.79 |
| | | 46,242.04 |
| | | 227,353.03 |
| | | 334,483,769.86 |

2

| | 523,625,041.23 | 100.00% | 10,221,971.50 | 1.95% | 513,403,069.73 | 334,483,769.86 | 100.00% | 6,478,151.71 | 1.94% | 328,005,618.15 |
|--|----------------|---------|---------------|-------|----------------|----------------|---------|--------------|-------|----------------|



3

| | 6,478,151.71 | 3,743,819.79 | | | | 10,221,971.50 |
|--|--------------|--------------|--|--|--|---------------|
| | 6,478,151.71 | 3,743,819.79 | | | | 10,221,971.50 |

4

| | 0.00 |
|--|------|

5

| | 469,286,985.60 | 149,219,671.91 | 618,506,657.51 | 91.38% | 12,370,133.15 |
|--|----------------|----------------|----------------|--------|---------------|
| | 30,624,459.82 | | 30,624,459.82 | 4.52% | 612,489.20 |
| | 7,276,950.09 | 3,965,223.65 | 11,242,173.74 | 1.66% | 227,176.45 |
| | 8,238,503.02 | | 8,238,503.02 | 1.22% | |
| | 3,333,480.83 | | 3,333,480.83 | 0.49% | |
| | 518,760,379.36 | 153,184,895.56 | 671,945,274.92 | 99.27% | 13,209,798.80 |

2

| | | |
|--|----------------|----------------|
| | | |
| | 862,506,674.80 | 331,188,550.49 |
| | 862,506,674.80 | 331,188,550.49 |

1

| | | | | | |
|--|--|----------------|--|--------|--|
| | | 833,072,212.58 | | 96.41% | |
|--|--|----------------|--|--------|--|

6

3



| | 72,344,074.77 | | | | -3,552,046.61 | | | | 50,020,197.16 | | 18,771,831.00 | 50,020,197.16 |
|--|---------------|--|--|--|---------------|--|--|--|---------------|--|---------------|---------------|
| | 72,344,074.77 | | | | -3,552,046.61 | | | | 50,020,197.16 | | 18,771,831.00 | 50,020,197.16 |
| | 72,344,074.77 | | | | -3,552,046.61 | | | | 50,020,197.16 | | | |

| | | | | | | | | |
|--|-----------|--|--|--|--|--|-----------|--|
| | | | | | | | | |
| | 1,311,036 | | | | | | 1,311,036 | |
| | ,282.83 | | | | | | | |

0.00

0.00

0.00

0.00

| | | |
|--|--|--|
| | | |
|--|--|--|

5

| | | |
|--|---------------|----------------|
| | | |
| | 75,000,000.00 | 70,000,000.00 |
| | -3,552,046.61 | -5,465,325.23 |
| | | 4,330,890.74 |
| | 4,862,658.61 | 385,910.20 |
| | | -11,932,386.94 |
| | 76,310,612.00 | 57,319,088.77 |

1

| | | |
|--|---------------|-----------|
| | | |
| | -2,645,327.67 | |
| | 16,212,843.54 | |
| | -8,377,985.44 | -1,676.05 |

