

2022

2022-090



2022 08 19

)

(

..... 2

..... 7

..... 10

..... 29

..... 33

..... 34

..... 43

..... 48

		2022 01 01 2022 06 30
		2022 06 30
		Eaglerise E&E(USA), Inc.
		Eaglerise E&E Inc.
		EAGLERISE SINGAPORE INVESTMENT HOLDING PTE. LTD.
		Sunrise Power Transformers GmbH
E&R LLC		E&R LLC
		()
DEG		DEG INDUSTRIAL SUPPLIES SDN. BHD.
HBL		HI -BEAM LIGHTING(M) SDN. BHD (DEG)
LED		LED
		1KHZ KHZ KHZ



			002922
	EAGLERISE ELECTRIC & ELECTRONIC (CHINA) CO., LTD		



	1,388,190,163.09	904,413,605.18	53.49%
	84,659,002.86	142,174,834.12	-40.45%

	313,243.62	
	-1,353,392.46	
	2,703,062.61	
	10,988,286.20	


1

1




1

1



2



2

1

2

3

光伏发电产业链

2

3 LED

	PTC	PDM
198	14	10

IECQ QC080000:2017	ISO9001 2015	ISO14001 2015
	ISO/IATF16949 2016	

		138,819.02	53.49%	
8,465.90	40.45%			7,367.07
	229.50%	4,529.25	142.12%	
		40.45%		
	1.04			
		48,377.66	53.49%	
		86,596.68	35,832.77	70.59%
31,520.65	121.72%			4,312.12
	17.34%	10,273.14	28.28%	
		48.53%	2.69	
			1	2
		4,534.86	37.44%	
13.39%	11.99%		1.4	
		4,529.25	142.12%	

					-	
					-	
					-	
					-	
					-	

2

--	--	--	--	--	--	--	--	--

		-						

2


3

	--	--	--			--	--			--	--	--

4

1

2



3

1

2

10%

1



					2022 > < 2022 > 2022 2022 2021 2022-042
2022		43.02%	2022 06 23	2022 06 24	2022-2024

					2022
					2022-
					067

2

			2022 03 18	

1

1	2022 04 19			2022 05 11
	2021			2022
			2022	
	500.00	1.69%	200.00	10.72 /
	300.00	7.66 /	195	169.20
	258.50			
2	2022 05 27			
	2022			
	1	0.50	2022 05 20	2021

3	2022	06	14	2022		49
			258.50	145	168.70	

2

3

1

--	--	--	--	--	--	--	--	--	--	--	--	--	--	--

														-
				--	--		--		--	--	--	--	--	--

10%

2

3

12

35

2022 07 28

221737

A



-		
-	-	
-	-	

							-								

8

										-		-



1

2

1

2

3

A.

a

b

c

B.

a

b

c

A.

B.

C.

4

5

7

8

1

2

3

9

1

2

12

12

12

12

12

A

1

2

2

1

2

2

1

2

3

4

12

1

2

4

1

2

2

5

A.

B.

A.

B.

22 -

A.

B.

22 -

7

1
2

2

12

1
2

2

13

1
2
3
4

12

1

2

4

14

1

2


3

4

5

15

2



2

1

2

A.

B.

C.

D.

E.

21

A

B.

C.

D.

a

b

c

;

,

3

4

25

1

5 .

6 .

28

1

2

/

29

1

2

1

3

12

31

1

12

2

) (

32

1

2

3

6

7

8

33

1

2

	30%	1.2%	1.2%	12%
		12%		

	25%
	15%
	15%
	15%
	15%
-	15-35%
-	8.84%
E&R LLC	
-	15-35%
-	8.84%
-	15-35%
-	9.99%
	17%
-	15%-23.9%
0 200	8.25%

	516,157,270.41	276,072,529.08
	6,560,858.64	48,470,779.99
	522,745,863.73	324,586,560.07
	88,857,188.02	48,050,170.83
	0.00	0.00

2

	40,464,722.22	74,147,776.19
	40,464,722.22	74,147,776.19
	40,464,722.22	74,147,776.19

3

	96,090.00	114,930.00
	96,090.00	114,930.00

4

1

	241,695,496.42	247,071,896.63
	241,695,496.42	247,071,896.63

2

	123,757,735.98
	123,757,735.98

3

--

	763,627,331.81	100.00%	15,796,737.17	2.07%	747,830,594.64	662,809,191.77	100.00%	13,916,132.83	2.10%	648,893,058.94
--	----------------	---------	---------------	-------	----------------	----------------	---------	---------------	-------	----------------

257,930.35

	121,445.00	121,445.00	100.00%	
	105,503.00	105,503.00	100.00%	
	30,982.35	30,982.35	100.00%	
	257,930.35	257,930.35		

15,538,806.82

1			
6	757,330,065.01	15,146,601.32	2.00%
7-12	5,577,687.93	278,884.40	5.00%
1	762,907,752.94	15,425,485.72	
1 2	391,677.23	78,335.45	20.00%
2 3	69,971.29	34,985.65	50.00%
3	0.00	0.00	100.00%
	763,369,401.46	15,538,806.82	

1	1	762,907,752.94
	6	757,330,065.01
	7-12	5,577,687.93
	1 2	391,677.23
	2 3	327,901.64
		763,627,331.81

2

--	--	--	--

	13,916,132.8 3	1,880,604.34	0.00	0.00	0.00	15,796,737.1 7
	13,916,132.8 3	1,880,604.34	0.00	0.00	0.00	15,796,737.1 7

1	21,572,892.77	100.00%	6,999,956.12	100.00%
	21,572,892.77		6,999,956.12	

1

2

	12	()	()	
2022 1 1	222,841.85	222,155.48	1,445,851.23	1,890,848.56
2022 1 1				
	14,894.79	-111,733.68	-131,163.33	-228,002.22
	3,400.00	0.00	0.00	3,400.00
2022 6 30	234,336.64	110,421.80	1,314,687.90	1,659,446.34

1 1		11,696,597.56
6		11,683,108.00
7-12		13,489.56
1 2		544,609.00
2 3		3,000.00
3		1,314,687.90
5		1,314,687.90
		13,558,894.46

3

4

	3,400.00

--	--	--	--	--	--

5

		4,937,212.02	6	36.41%	98,744.24	
		2,018,962.94	6	14.89%	40,379.26	
		1,000,000.00	3	7.38%	1,000,000.00	
		687,839.36	6	5.07%	13,756.79	
		484,150.00	6	1-2	3.57%	96,228.26
		9,128,164.32		67.32%	1,249,108.55	

9

1

	120,037,429.03	12,307,264.38	107,730,164.65	151,842,119.09	11,923,642.30	139,918,476.79

2

	11,923,642.3 0	7,146,934.67	0.00	6,763,312.59	0.00	12,307,264.3 8
	568,103.95	436,301.94	0.00	568,103.95	0.00	436,301.94
	2,939,450.09	3,222,276.52	0.00	2,939,450.09	0.00	3,222,276.52
	0.00	0.00	0.00	0.00	0.00	0.00
	15,431,196.3 4	10,805,513.1 3	0.00	10,270,866.6 3	0.00	15,965,842.8 4

10

	56,634,083.7 5	1,342,122.41	55,291,961.3 4	22,087,558.1 3	651,191.91	21,436,366.2 2
	56,634,083.7 5	1,342,122.41	55,291,961.3 4	22,087,558.1 3	651,191.91	21,436,366.2 2

--	--	--	--

	690,930.50		/	
	690,930.50			

11

	142,293,407.95	117,017,380.77
	14,640,931.48	15,714,967.15
	3,523,080.59	2,260,993.79

	160,457,420.02	134,993,341.71
--	----------------	----------------

12

()	1,000,000.00	1,000,000.00
	1,000,000.00	1,000,000.00

--	--	--	--	--	--	--

13

2.	5,348,480.63	16,883,191.12	3,909,163.74	5,792,103.28	31,932,938.77
1	2,380,381.23	16,224,674.02	3,898,812.62	5,819,605.68	28,323,473.55
2	2,139,469.40	663,716.81	0.00	0.00	2,803,186.21
3					
4	828,630.00	-5,199.71	10,351.12	-27,502.40	806,279.01

15

	139,726,583.65	30,746,806.48
	139,726,583.65	30,746,806.48

1

-

111,782,963.38	2,803,186.21	0.00	139,726,583.65			0.00	0.00	0.00%	
----------------	--------------	------	----------------	--	--	------	------	-------	--

	5,198,314.06		9,426,371.36	14,624,685.42
	11,751,464.40		0.00	11,751,464.40
	11,722,435.95		0.00	
	29,028.45		0.00	29,028.45
	1,379,508.50		3,171,116.93	4,550,625.43
	15,570,269.96		6,255,254.43	21,825,524.39

4,154,081.11

3,538,860.55

7,692,941.66

1.	34,616,677.32	11,669,300.00	56,727,502.47	103,013,479.79
2.	0.00	0.00	1,433,364.12	1,433,364.12
1	0.00	0.00	1,433,364.12	1,433,364.12
2				
3				
3.				
1				
4.	34,616,677.32	11,669,300.00	58,160,866.59	104,446,843.91
1.	6,660,574.64	4,375,987.50	23,638,316.27	34,674,878.41
2.	343,589.40	583,465.00	2,120,146.53	3,047,200.93
1	343,589.40	583,465.00	2,120,146.53	3,047,200.93
3.				
1				
4.	7,004,164.04	4,959,452.50	25,758,462.80	37,722,07972.6

19

	744,318.41	876,231.94	222,409.03	0.00	1,398,141.32
	744,318.41	876,231.94	222,409.03	0.00	1,398,141.32

20

/

1

	9,531,075.63	1,429,661.34	10,227,878.78	1,566,163.41
	185,732.09	27,859.81	466,055.68	69,908.35
	105,066,297.66	15,759,944.65	86,098,052.76	12,914,707.91
	8,857,087.67	1,328,563.15	13,684,260.24	2,623,562.78
	13,225,115.33	1,983,767.30	16,488,505.03	2,953,275.75
	1,245,501.25	186,825.19	2,040,386.78	306,058.02
	144,594.21	21,689.13	140,127.55	21,137.17
	138,255,403.84	20,738,310.57	129,145,266.82	20,454,813.39

2

	6,709,847.50	1,677,461.87	7,293,312.50	1,823,328.12
	96,090.00	14,413.50	448,921.78	100,243.75
	15,901,155.22	2,582,985.50	0.00	0.00
	22,707,092.72	4,274,860.87	7,742,234.28	1,923,571.87

3

	0.00	20,738,310.57	0.00	20,454,813.39
	0.00	4,274,860.87	0.00	1,923,571.87

4

		53,627,425.55	37,343,752.93
		2,253,978.31	2,122,721.15
		6,547,007.37	5,636,400.18
		62,428,411.23	45,102,874.26

5

2023	5,500,226.57	5,500,226.57	
2024	8,349,447.63	8,349,447.63	
2025	8,790,686.66	8,790,686.66	
2026	14,703,392.07	14,703,392.07	
2027	14,867,014.71	0.00	
	52,210,767.64	37,343,752.93	

22

1

	98,416,775.00	9,600,000.00
	324,748,486.87	118,276,400.00
	50,810,780.00	0.00
	319,560.12	203,996.08
	474,295,601.99	128,080,396.08

1

2021 12 24

25,000.00

2022 6 29

40,000.00

2

2020 10 27

8,400.00

2021 3 24

8,400.00

3

2020 09 21

45,000

2022 5 17

40,000

2022 5 17

20,000

6

2022 6 13

10,000

23

	0.00	0.00
	115,966,909.40	151,099,267.23
	115,966,909.40	151,099,267.23

0.00

24

1

	634,941,853.30	593,155,517.81
	9,042,614.71	11,606,302.84

	55,367,317.17	184,551,449.48	194,033,316.13	45,885,450.52
--	---------------	----------------	----------------	---------------

2

1	55,367,317.17	158,089,687.76	167,571,554.41	45,885,450.52
2	0.00	17,345,122.56	17,345,122.56	

30

33



39

	377,299,937.35	232,355,244.37
-	0.00	0.00
	377,299,937.35	232,355,244.37
	84,659,002.86	194,782,993.71
	0.00	9,984,713.82
	0.00	4,992,356.91
	0.00	0.00
	59,264,091.00	34,861,230.00

	1, 915, 471. 72	1, 476, 364. 04
	358, 065. 05	358, 065. 04
	662, 338. 35	197, 947. 53
	0. 00	10, 700. 38
	6, 750, 060. 39	4, 077, 991. 17

42

	20, 696, 668. 83	17, 617, 835. 90
	3, 139, 173. 32	0. 00
	2, 975, 157. 44	2, 194, 243. 20
	712, 804. 14	228, 458. 07
	690, 950. 99	0. 00
	959, 274. 70	752, 032. 19
	708, 765. 57	800, 941. 85
	716, 852. 82	543, 090. 92
	325, 712. 87	307, 377. 98
	179, 219. 56	280, 151. 64
	3, 700, 219. 16	2, 443, 542. 96
	34, 804, 799. 40	25, 167, 674. 71

43

--	--	--

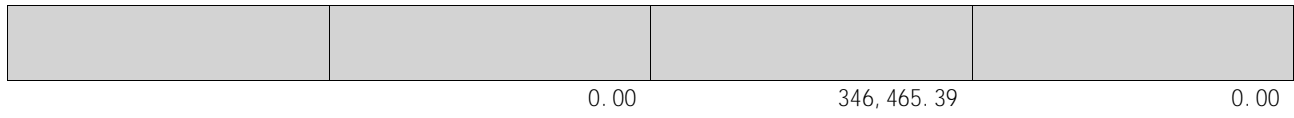
	18,541,403.20	10,443,317.66
	38,063,889.59	23,975,066.86
	2,414,332.17	1,251,995.33
	2,224,890.17	1,860,461.45
	769,435.86	809,072.27
	62,013,950.99	38,339,913.57

48

	560,812.22	3,575,366.32

52

%



	-8,734,257.22
	320,349.96
	-1,973,693.05
	29,223.23
	0.00
	4,063,411.67
	-8,400,202.43
	9,344,154.03

55

37

56

1

	1,413,090.02	233,003.84
	21,978,067.23	9,964,062.38
	42,396,120.93	969,319.53
	65,787,278.18	11,166,385.75

2

	13,801,217.88	7,469,375.46
	56,889,646.17	41,859,154.42
	2,934,150.93	4,745,576.16
	73,625,014.98	54,074,106.04

3

	9,404,173.78	0.00
	0.00	949,711.50
	9,404,173.78	949,711.50



	765.80	0.85208	652.52
	452,309,538.00	0.049239	22,271,269.34
	753,521.14	1.51798	1,143,830.02
	19,622,373.20	6.6863	131,201,073.93
	1,813,131.56	7.0067	12,704,068.90
	0.00	0.85208	

60

1

2020	600,000.00		600,000.00
2020	200,000.00		200,000.00
2021	826,197.37		826,197.37
2021	290,424.08		290,424.08
2022	40,000.00		40,000.00
2022	150,000.00		

	471,500.00		23,575.00
2021	3,000,000.00		150,000.00
21	2,000,000.00		85,045.59
	6,214,320.00		62,143.15
	788,761.00		9,859.51
	550,000.00		27,500.00
	1,000,000.00		12,500.00
	44,529,998.34		10,760,629.44

2

1

1

1

				100.00%	

				100.00%		
				100.00%		
Eaglerise E & E Inc				100.00%		
Eaglerise E & E (USA), Inc.				100.00%		
Sunrise Power Transformers GmbH				100.00%		
				100.00%		
				100.00%		

	44,944,956.82	-	-	-
--	---------------	---	---	---

--	--	--	--	--	--

8,400.00

3

2020 09 21

45,000.00

2022 5 17

40,000.00

2022 5 17

20,000.00

3

	2, 229, 797. 17	1, 792, 254. 80

1

4, 272, 000. 00

	22 -
	18,019,274.65
	1,320,174.65

2022 07 28

221737

A

1

	263,693,112.04			1.91%	258,667,586.50	221,549,240.27		4,219,574.18	1.90%	217,329,666.09
	251,200,602.04			2.00%	246,175,076.50	210,976,694.79		4,219,574.18	2.00%	206,120
	12,492,510.00	4.74%	0.00	0.00%	12,492,510.00	10,572,545.48	4.77%	0.00	0.00%	10,572,545.48
	263,693,112.04	100.00%	5,025,525.54	1.91%	258,667,586.50	221,549,240.27	100.00%	4,219,574.18	1.90%	217,329,666.09

1	1	263,693,112.04
	6	263,642,662.04
	7-12	50,450.00
1	2	0.00
2	3	0.00
3		0.00
	3 4	0.00
	4 5	0.00
	5	0.00
		263,693,112.04

2

	4,219,574.18	805,951.36	0.00	0.00	0.00	5,025,525.54
	4,219,574.18	805,951.36	0.00	0.00	0.00	5,025,525.54

		60,000,000.00
	478,742,110.83	311,506,269.00
	478,742,110.83	371,506,269.00

1

1

()		
	0.00	60,000,000.00
		60,000,000.00

2

1

	1,453,514.23	1,460,043.23
	478,131,555.91	310,447,900.41
	320,353.86	920,693.38
	5,645.14	3,492.19
	0.00	0.00
	150,633.68	163,803.00
	480,061,702.82	312,995,932.21

2



7-12	13,489.56
1 2	63,802.00
2 3	0.00
3	1,295,000.00
3 4	0.00
4 5	0.00
5	1,295,000.00
	480,061,702.82

3

	0.00	0.00	0.00	0.00	0.00	0.00
	912,681,642. 72	0.00	912,681,642. 72	802,731,642. 72	0.00	802,731,642. 72

1

	500,000,00 0.00					500,000,00 0.00	
	5,000,000. 00					5,000,000. 00	
	4,934,865. 15					4,934,865. 15	
	19,085,371 .00					19,085,371 .00	
	7,088,378. 35					7,088,378. 35	



3

1

2

3